



## COFFS ORCHID NEWS JUNE 2026 PUBLICATION OF THE COFFS HARBOUR ORCHID SOCIETY

7 Kotuku Street, Coffs Harbour. NSW 2450

Email: [chorchidsociety@gmail.com](mailto:chorchidsociety@gmail.com)

Web: [www.coffsorchidsociety.org.au](http://www.coffsorchidsociety.org.au)

### EDITORIAL:

Another very successful Autumn Orchid Show was recently held at the Coffs Harbour Botanic Gardens. 190 quality orchids (163 in 2025) were benched. There was a great response from the public despite there being ANZAC celebrations on the opening day of the show and some inclement weather. Lots of interest was displayed in the orchid sales area and there were many happy customers who managed to take home a bargain or two.

This June edition of the newsletter features the highlights of this years Autumn Show.


An increase in the number of benched plants compared to previous Autumn Shows provided a colourful display which was much appreciated by those who attended the event.

The Grand Champion trophy and ribbon were sponsored by Rosella Orchids from South Grafton. This was awarded to Rhonda Smith for a magnificent hard cane, *Dendrobium* Autumn Deal 'Kiera' X *Den.* Tanamera Gem. The Reserve Champion, *Epidendrum peperomia* 'Jack' was exhibited by Moya Tucker. Moya's plant was also awarded the Champion Species ribbon and was declared the Champion Specimen of the show.

Congratulations to Rhonda and Moya for their outstanding successes.

Popular Vote was selected by those who visited the Show and this year it went to Sue Flanders for a magnificent *Bulbophyllum* Elizabeth Ann 'Buckleberry'. Congratulations to Sue.

Rhonda also received the Steve Clemesha trophy for the Champion *Cymbidium* and Moya was presented with the Edward Pearce Memorial Shield for the Champion Species in this year's show.

We thank the Judges for their expertise and commitment to carrying out this important task. Thank you also to Rhonda and Moya 

the North Coast Regional Botanic Gardens for the use of their venue and for their cooperation in running this year's Show. Congratulations to all who benched plants and we especially recognise members of CHOS for their outstanding efforts in making this event such a success. The staging of each Show requires a considerable amount of work, dedication and cooperation between members.



Thank you to everyone for their assistance and enthusiasm. Well done!

## CHOS COMMITTEE 2026

## CONTACT DETAILS

<b>PRESIDENT:</b>	PAIGE SINCLAIR	0427 591 901	paigesinclair@me.com
<b>VICE PRES:</b>	BOB SOUTHWELL	0417695834	bssouthwell@bigpond.com
<b>SECRETARY:</b>	KERRIE GOSLING	0427 515 887	Kerrie506@gmail.com
<b>TREASURER:</b>	DAVID RUDGLEY	0401 499 952	davidrudgley64@gmail.com
<b>COMMITTEE:</b>	PETER GOUGH	0409 045 645	hacc51@gmail.com
	CHRIS HATTON	0414 942 298	pchatton7@gmail.com
	PAUL HATTON	0426 978 923	pchatton7@gmail.com
	<b>NEWSLETTER EDITOR:</b>	BOB SOUTHWELL	(See Above)

## SPONSORS

### COFFS HARBOUR PRODUCE

Coffs Harbour Produce is at 26 June Street in Coffs. They carry a good range of fertilisers, insecticides and fungicides for orchids, as well as general garden needs.  
Phone 02 6652 2599.

### COFFS COAST MAZDA



For new Mazda vehicles, also second-hand vehicles and ALL your servicing needs. Ring for an appointment 02 6652 3122 or visit 211 Pacific Highway, Coffs Harbour. You won't be disappointed.

### DARK STAR ORCHIDS

0416 195832 or (02) 65644088.

Hans and Sue run a small nursery west of Bowraville. They specialise in rare, unusual and hard to find species of many orchids particularly Bulbophyllums, Stanhopeas, Coelogynes and lots of other genera.

Check out the website.

[www.darkstarorchids.com.au](http://www.darkstarorchids.com.au)

email [darkstarorchids@skymesh.com.au](mailto:darkstarorchids@skymesh.com.au)

### OFFICEWORKS

Officeworks carries an excellent range covering all stationery needs, computers/monitors/printers, and associated technology. They sell a wide range of smart phones and watches, plus furniture and workspace solutions.

If you are looking for low prices on everyday essentials, it's all there at Home Base, Coffs Harbour. Phone 66 919100 or check out the full range at [officeworks.com.au](http://officeworks.com.au).

### ROSELLA ORCHIDS

Spring and Autumn Show Sponsor: Located in South Grafton and can supply a wide range of orchids but specialises in Cattleya and Vanda genera. They also stock a large range of hardware and accessories for orchid growers. Nursery is closed to the general public except by appointment.

[www.rosellaorchids.com.au](http://www.rosellaorchids.com.au)

## CALENDAR, 2026

4 June— Growing Vandaceous Orchids—Bruce Hall Members Plant Sales

2 July— Growing Orchids My Way - Moya Tucker, Phil Payne & Silesa King

6 Aug—Flask Production—Paul Smith

3 Sept—Deflasking Workshop

11-13 Sept—CHOS Spring Show

15 Oct— Plant Auction

5 Nov—AGM/Repotting an Aust. Native—Grahame Beaton

5 Dec—CHOS Awards and Presentation Luncheon - Coffs Surf Club

4 Feb 2027 TBA

4 Mar 2027 TBA

1 April 2027 TBA

The Committee meets on Tuesday following the Monthly Meeting.



## CHOS BANK DETAILS

**BSB No: 533-000**

**ACCOUNT No: 32817199**



Popular Vote at the CHOS May Meeting was awarded to Peter Gough for this magnificent *Dendrobium Roy Tokunaga* Congratulations!



ORCHIDS BENCHED AT THE CHOS MAY 2026 MEETING



Peter Gough benched this very nice species Paph. *Paphiopedilum concolor*



This *Dendrobium Melody Fair* was benched by Dick Cooper



Peter Gough grew and benched this *Vanda Su-Fun Beauty*



Another Dick Cooper hard cane, *Dendrobium Ya Ya Victoria*.

Peter Gough presented this beautifully coloured *Vanda Somsri Velvet*



Photos by Gordon Griffiths

**MORE ORCHIDS BENCHED AT THE CHOS MAY 2026 MEETING**

*Photos by Gordon Griffiths*



**Dendrobium Warringah  
grown and benched by  
Bruce Hall**



**Kim Winders benched this  
nice *Paphiopedilum insigne***



**Carole Davis benched this  
amazing *Bulbophyllum dearei*.**

**This *Dendrobium Triple  
Fantasy* was grown by Mal Ide**



**NVOS MAY SHOW**

- 1. Grand Champion  
and Champion  
Specimen went to  
Moya Tucker**
- 2. Reserve Champion  
went to Rhonda  
Smith**
- 3. Moya's Champion  
*Epidendrum  
peperomia 'Jack'***

## **CHOS COMMITTEE MEETING SUMMARY**

The following is a summary from the CHOS May Committee Meeting conducted on 12th May 2026 at "The Workshop", Jean Street, Coffs Harbour.

- ◆ Meeting commenced at 10.26am. Apology from Bob Southwell.
- ◆ It was considered that the May General Meeting was very successful. 33 members attended plus a number of visitors. Great demonstrations were given by Malcolm Ide and Paige Sinclair. The new "Flashback" segment was well supported and the best combination of plants was benched by Carole Davis. Well done, Carole!  
Member feedback suggested it was a "fun" meeting.
- ◆ Autumn Show Review: 433 adult members of the public attended the two day show plus a large number of CHOS members. 428 votes were entered for the Popular Vote competition. An electronic Popular Vote System was successfully trialled. Further trialling will occur at the June Monthly meeting. The Committee considered that further training is required for those rostered on "door duty" in the Show Room. A review of the show from the Show Marshal was tabled. Further discussion will take place at the June Committee meeting. Consideration is being given to finding a larger venue for future shows. Coffs Guide Hall is to be investigated as a possible future venue.
- ◆ Winter Show Poster published—see it on Page 11 of this newsletter. More details of the Show will be available very soon.
- ◆ Development of new CHOS website has been put on hold for now.
- ◆ CHOS Shirt Orders: Order has been received and shirts distributed. The Society has a male XL Shirt and a Ladies Size 8 shirt for sale at \$20 each plus four sew-on cloth badges at \$10 each. If you are interested in any of these items then please contact Kerrie on 0427 515 887.
- ◆ New Members approved: Welcome to Lisa and Grace White, Margaret Alston and Leslie Meredith.
- ◆ BCU Sponsorship is still in the pipeline. Kerrie Gosling to follow up.
- ◆ Revised Welcome and Information Pamphlet is being finalised by Paige Sinclair.
- ◆ Mid Year Give-Away has been finalised by Paige and will be distributed to members at the July meeting.
- ◆ New fabric to be purchased for Show Tables. \$1,000.00 budget approved.
- ◆ The NRBG Meeting Room Booking Schedules for 2027 and 2028 will be tabled at the June Committee Meeting for discussion and adoption.
- ◆ The opening of Paige's greenhouse is scheduled for July. Watch this Space!
- ◆ Special thanks to Peter Gosling for the use of his trailer in transporting equipment from the CHOS Storage Shed to the Show Room and for his expertise and energy in carrying out the task in extreme weather conditions. Thanks, Peter!
- ◆ Next Committee Meeting will be held at 'The Workshop' on Tuesday 9th June 2026 at 10.30am.

## BITS AND PIECES

- Kiwi Potting Bark is available from Paige Sinclair at \$50 per 50L bag. New supplies have now been received. The climate in Coffs Harbour means you can get away with repotting at most times of the year. Best done in Spring but you can usually get away with it any time except during the depths of winter. Contact Paige to secure your requirements. Perhaps stock up for next Spring.



- CHOS **Monthly Meeting** will be held on Thursday **4th June** starting at 7.00pm. **Guest Speaker will be Bruce Hall**. Bruce will talk on “Vandaceous Orchids” and how to succeed with them at Coffs Harbour. Bring your Growing Competition Plant (*Phalaenopsis* Splash Gordon) for judging at the May meeting.

**Judges for this meeting: ANNIE HOUSTON and MATT CONNELL**

It would be greatly appreciated if you would bring a contribution for members supper.

Assistance from members to clean up after the meeting would also be appreciated.

- Dates to put on your calendar:

# **Macleay Valley Orchid Society Show**— 23-24th May 26—Masonic Hall, 24 Tozer Street, West Kempsey

# **CHOS/WDOS Combined Winter Show**—Kings Birthday weekend— 6th to 7th June 2026—Woolgoolga

# **Mingara Orchid Fair and Show**—27th to 28th June 2026


- At the CHOS May meeting Malcolm Ide demonstrated how to cut up a large Epidendrum and how to repot it. Malcolm cut the plant into a large number of segments, each consisting of three to four pseudo-bulbs. He used medium grade potting mix and planted the section towards the back of the new pot. The resulting pieces were then added to the night’s raffle prizes. If you were lucky enough to score one of these plants then make sure you write out the correct label—it is *Epidendrum ciliare*. The plant was donated by Peter Funnell. Thanks Mal and Pete.



- The opening of Paige’s new fifteen metre long greenhouse is getting closer,. She thinks she will be ready to show it off during July. Keep you ears to the ground for an announcement shortly. The opening will include refreshments and nibbles.
- The combined Winter Show is set down for the King’s Birthday weekend in June which is not far away. If you can help during the Saturday and Sunday then please let Ron or Kerrie know ASAP. (Poster on Page 11)
- Member plant sales is set down for the June meeting. If you missed out on a bargain at the recent show then here is your chance to make amends. No commission will be charged to the sellers. Bring along some cash and get in early. Also remember the true saying “You can never have enough orchids”.

# PHOTOGRAPHS FROM THE CHOS AUTUMN SHOW 2026

Photography by Paige Sinclair



**Rhonda Smith receives her awards from President Paige Sinclair for her awesome Grand Champion at this years CHOS Autumn Show. *Dendrobium* Autumn Deal 'Kiera' X *Den. Tanamera Gem*  
Well done, Rhonda**



**The Reserve Champion was *Epidendrum peperomia* 'Jack' and was grown and benched by Moya Tucker. This spectacular plant was the Champion Species and was awarded the Edward Pearce Shield. It was also the Champion Specimen of the show. Congratulations Moya.**

## MORE CHOS AUTUMN SHOW SECTION WINNERS




**Champion Cymbidium**  
*Cym. Minerva* was benched by  
Rhonda Smith




**Laeliinae Alliance Champion,**  
*Rlc. Dals Girl 'Arcadia'* was grown  
and benched by Malcolm Ide




***Phalaenopsis* NoID** took out the  
Champion *Phalaenopsis* Hybrid  
and was benched by Moya Tucker



Rhonda Smith won the Champion  
Vandaceous Hybrid with this *Vanda*  
*Boonyarit Red 'Thai Beauty'*



Peter Gough benched  
the Champion *Paph*  
Hybrid  
*Paph gratixianum X*



***Dendrobium* Sweet  
Bernadette** was the  
Champion Australian  
Native Hybrid and was  
benched by Malcolm Ide




The Champion *Oncidium*  
*Oncidium Sweet Sugar* and was  
benched by Rhonda Smith



## MORE CHOS AUTUMN SHOW SECTION WINNERS



Rhonda Smith  
benched the  
Champion Any  
Other Variety  
Hybrid with *this*  
*Catasetum*  
*Francisco Berrios*  
*Gines*



(A) Sue Flanders (Right) was  
the winner of the Popular  
Vote— *Bulb. Elizabeth Anne*  
*'Buckleberry'*

(B) President Paige presents  
Peter Gough with his ribbon  
for the Champion Paph Hybrid

(C) Rhonda Smith with her  
Grand Champion *Dendrobium*

## RESULTS FROM THE 2026 CHOS AUTUMN SHOW

SCHEDULE SECTION	GROWERS NAME	PLANT NAME
SECTION A: CYMBIDIUM HYBRID	Rhonda Smith	Cym. Minerva
SECTION B: LAELIINAE ALLIANCE HYBRID	Malcolm Ide	Rlc Dals Girl Arcadia
SECTION C: PHALAENOPSIS HYBRID	Moya Tucker	Phalaenopsis No Id
SECTION D: VANDACEOUS HYBRID	Rhonda Smith	V. Boonyarit Red 'Thai Beauty
SECTION E: PAPHIOPEDILUM & ALLIED GENERA HYBRID	Peter Gough	Paphiopedilum gratixianum X
SECTION F: DENDROBIUM HYBRID NOT NATIVE	Rhonda Smith	Den. Autumn Deal 'Kiera' x Den. Tanamera Gem
SECTION G: ONCIDIINAE ALLIANCE HYBRID	Rhonda Smith	Onc. Sweet Sugar
SECTION H: AUSTRALIAN NATIVE HYBRID	Malcolm Ide	Dendrobium Sweet Bernadette
SECTION I: ANY OTHER VARIETY HYBRID	Rhonda Smith	Ctsm. Francisco Berrios Gines
SECTION J: SPECIES	Moya Tucker	Epidendrum peperomia 'Jack'
Grand Champion	Rhonda Smith	Den. Autumn Deal 'Kiera' x Den. Tanamera Gem
Reserve Champion	Moya Tucker	Epidendrum peperomia 'Jack'
Champion Specimen	Moya Tucker	Epidendrum peperomia 'Jack'

Presenting a Combined

# Winter Orchid Show



Woolgoolga District Orchid Society Inc.

at the  
**Wiigulga Sports Complex**  
Solitary Islands Way, Woolgoolga

**Saturday, June 6**

**Sunday, June 7**

Open to the public 9.00am close 3.00pm

**FREE  
ENTRY!**

**FANTASTIC  
RAFFLES!**

**ORCHIDS  
ON SALE!**

*Information  
contact  
0447 323 761*

*You Be the Judge!*



**"PUBLIC  
CHOICE"  
to  
SELECT  
the  
WINNERS!**

*You're  
invited to  
judge our  
orchid  
competition*

FEATURE ARTICLE: An extract, taken with permission, from the Kuringgai Orchid Society May Bulletin, Edited by Jim Brydie .


**Gongora grossa:** (Grown by Lisa Harris and benched at the KOS monthly meeting)

We don't see plants of the genus *Gongora* as often as we should. The most common species and most easily grown is *Gongora galeata* but for a species aficionado it is also the least desirable because it has quite short flowers spikes that don't show off the spectacular structure of other *Gongora* species like *grossa*. Grown as a decent size specimen, *Gongora* produces long dangling inflorescences all around the sides of the pot as in the picture at the left.



*G. grossa* isn't one of the most attractive but as you can see in the close up picture the flowers have intricate patterns and shapes that are best appreciated up close.

*G. grossa* comes from the top part of South America in the moist tropical rainforests of Venezuela, southern Colombia, and western Ecuador. It is generally a lowland orchid but does occur up to 1300m elevation. It is a medium size plant with ribbed pseudobulbs and broad pleated leaves. The flowers are about 35 mm across but with narrow segments, and arranged sort of spirally down the inflorescence so that they end up in three rows down the stem. Quite attractive.



I have never grown *G. grossa* so I can't say how adaptable it is but from the elevations at which it is found suggest to me that it might be best with some warm protection in Winter but Lisa is certainly growing it beautifully. Well done Lisa, it was a lovely specimen and must have been very tricky to transport. I am glad you did. Other attractive *Gongoras* include :



Gongora galeata



G. truncata



G. pardina



G. rufescens

All the *Gongora* species are interesting and worth growing. Just makes sure you try one of the many that can grow ok in Sydney's winter without a glasshouse.

(Editors Note: *Gongora galeata* grows well in Coffs area but to me is the least spectacular as the spikes are usually rather short in length. I have a *Gongora grossa* with long spectacular spikes and it also flowers regularly in this area in an unheated greenhouse. I would welcome any comments from other local growers who may have different species that perform well in Coffs Harbour. If you don't have a specimen of this amazing genus then I would recommend you consider acquiring one or more species in the future).

JOKE TIME: A Doctor was addressing a large audience in Tampa. 'The material we put into our stomachs is enough to have killed most of us sitting here, years ago..

Red meat is awful. Soft drinks corrode your stomach lining. Chinese food is loaded with MSG. High fat diets can be disastrous, and none of us realizes the long-term harm caused by the germs in our drinking water.

However, there is one thing that is the most dangerous of all and we all have eaten it, or will eat it.

Can anyone here tell me what food it is that causes the most grief and suffering for years after eating it?'

-- After several seconds of quiet, a 75-year-old man in the front row raised his hand, and softly said, 'Wedding Cake.'

## ORCHID CULTURAL NOTES FOR MONTHLY CALENDAR FOR COFFS HARBOUR

### Orchid Group: Paphiopedilums — Full Year

MONTHS	WATER REQUIREMENTS	FERTILIZER REQUIREMENTS	DISEASE AND PEST CONTROL	OTHER COMMENTS
FEB/MAR	Water twice weekly	Fertilize weekly using low Nitrogen fertilizer at half strength. Use slow release High K/8 M	Check for pests and diseases. Spray monthly with Mancozeb fungicide.	Seedlings may need more frequent waterings.
APRIL/MAY	Water twice weekly	Fertilize weekly using low Nitrogen fertilizer at half strength. Use slow release High K/8 M.	Check for pests and diseases. Spray monthly with Mancozeb fungicide	Seedlings may need more frequent waterings depending on rainfall.
JUNE/JULY	Water once weekly	Fertilize weekly using low Nitrogen fertilizer at half strength. Use slow release High K/8 M	Usually not an issue but check on a regular basis	.
AUG/SEPT	Water once each week	Half strength low Nitrogen fertilizer each week. Use slow release High K/8 M	Few problems expected but check plants often	
OCT/NOV	Water twice weekly	Half strength low Nitrogen fertilizer each week. Use slow release High K/8 M	Check for pests. Spray monthly with Mancozeb fungicide .	Commence repotting program
DEC/JAN	Water twice weekly	Fertilize weekly using low Nitrogen fertilizer at half strength. Use slow release High K/8 M	Check for pests and diseases. Spray monthly with Mancozeb fungicide	Repotting should now have finished

#### GENERAL FERTILIZER INFORMATION:

Spray plants once every four weeks with Calcium Nitrate solution (2g/L) .  
 Alternatively lightly broadcast lime or dolomite over pots and water in—twice per year  
 Check pH of media each time.  
 Do not mix Calcium Nitrate with other fertilizers.

**ORCHID CULTURAL CALENDAR FOR JUNE—JULY FOR COFFS HARBOUR**

ORCHID GROUP	WATER REQUIREMENTS	FERTILIZER REQUIREMENTS	DISEASE AND PEST CONTROL	OTHER COMMENTS
<b>AUSTRALIAN NATIVES</b>	Reduce waterings to once or twice every two weeks.	Fertilize weekly using low Nitrogen fertilizer at half strength. Spray Calcium Nitrate (2g/L) every four weeks.	Check for pests and diseases. Spray as required.	Stake spikes as they appear. Face spikes/flowers towards northern sun.
<b>BULBOPHYLLUMS</b>	Reduce watering. Keep plants lightly moist.	Fertilize every two weeks using low Nitrogen fertilizer.	Perfect temperatures for fungal development. Spray with fungicide as required.	Keep plants warmer and drier. Spray with Envy to help against the cold (100ml/L monthly).
<b>CATASETUMS</b>	These plants should not receive water during this period. If bulbs soften then one small watering should fatten up the bulb again.	Do not fertilize. They are not growing. They are resting and waiting for the next rain.	Even though plants are losing leaves you should watch for mites and scale.	If flower spikes are formed do not water. Keep plants dry.
<b>CYMBIDIUMS</b>	Water every 3—4 days.	Fertilize weekly using low Nitrogen fertilizer at half strength.	Watch for fungal and bacterial spotting. Spray as required. Pre-emptive spray beneficial.	Stake flower spikes carefully on warm days.
<b>HARD CANES</b>	For Non-Australian Hard Canes reduce waterings to once every two weeks. Cooktown orchids only need small amounts of water every two to three weeks – allow mix to dry out.	Less fertilizer required for Non-Australian Hard Canes - low Nitrogen fertilizer at half strength. Do not fertilize Cooktown orchids during this period.	Spray to avoid pest and disease damage.	Aim to maintain night temperatures above 12 degrees C. Cooktown orchids prefer minimum night temperatures above 15 degrees C.
<b>ONCIDIUM ALLIANCE</b>	Reduce watering frequency but don't allow pseudobulbs to shrivel.	No fertilizer as plants not in growing phase.	Check for pests and diseases. Spray monthly with Mancozeb fungicide. Scale can be a problem. Check in leaf sheaths.	Some Genera require some warmth if possible. Research specific needs of each plant based on their origins. Some more cold tolerant.
<b>PAPHIOPEDILUMS</b>	Water once each week	Fertilize weekly using low Nitrogen fertilizer at half strength	Usually not an issue but check on a regular basis	Spray with Calcium Nitrate (2g/L) once every four weeks
<b>PHALAENOPSIS</b>	Water once weekly as required. Don't let water accumulate in the crown of the plant.	Fertilize weekly using low Nitrogen fertilizer at half strength.	Make regular checks for pests and disease. Spray as required.	Add slow release High K/8 M if required. Flower spikes may be starting to form. Stake as required.
<b>VANDACEOUS</b>	Every week plus light misting up to three times a week.	Every two weeks with low nitrogen/high PK fertilizer @1/2 strength.	Check for chewing insects and other pests. Check for fungus and rots and treat as required.	Keep plants warm and protected from cold winter days and nights.