



COFFS ORCHID NEWS SEPT 2025

PUBLICATION OF THE COFFS HARBOUR ORCHID SOCIETY

7 Kotuku Street, Coffs Harbour. NSW 2450

Email: chorchidsociety@gmail.com

Web: www.coffsorchidsociety.org.au

EDITORIAL:

A number of orchid highlights are on the horizon and should not be missed by anyone, even those slightly interested in orchids. Every CHOS member is encouraged to make sure they attend the upcoming events. Early in September, Nambucca Valley Orchid Society Spring Show will be held. This is a three-day event, which is unusual as the duration of most local shows is now one or two days in length. This years NVOS Show will be conducted in the Nambucca Senior Citizen's Centre with benching commencing from 2pm until 6pm on Wednesday 3rd September. All members of CHOS are very welcome to take part in the Show and on many occasions they will often claim a share of the prizes on offer. There will be no entry fee to bench plants. Judging will take place on Wednesday night and the show will be open to the public on Thursday to Saturday, with presentation of prizes from 2pm on the Saturday. A \$2 entry fee will apply plus raffle tickets, Mothers Day flowers and lots of orchids for sale over the three days of the show. Why not plan to enter some of your plants in the show. Schedule a visit to see what is always an amazing Spring Show and the first of the three shows in our immediate local area.

The weekend after Father's Day will see the two day Coffs Harbour Orchid Society Spring Show conducted at the North Coast Regional Botanic Gardens, Hardacre Street, Coffs Harbour. The set-up and benching day will be Friday 12th September, with judging on Saturday morning from 8am. Benching of orchids will occur on Friday 12th between 3pm and 6pm and on Saturday from 6.30am to 7.30am. The Show will open to the public from 10am to 5pm on Saturday 13th September and from 9am to 3pm on Sunday 14th September. The presentation of prizes will commence at 3pm on Sunday.

Full details of this year's entry methods are outlined in this newsletter. A large number of quality plants will be available for sale along with raffle tickets and the newly opened Gardens Café will offer coffee, light refreshments and lunch each day of the Show.

The final major event to be held locally is one not to be missed by any Orchidophile. This is the 2025 Australian Orchid Council (AOC) Australian Conference, Show and Fair and will be conducted at the Wiigulga Sports Complex at Woolgoolga.

This will be a once in a lifetime opportunity for local orchid growers to attend an AOC Conference in their own backyard. The Conference will run from 1st to 5th October. The Conference program will feature International and Australian speakers. Also in attendance will be 26 Vendors selling quality plants and accessories This will be a wonderful Orchid Show that will be larger and feature more exotic orchids than has ever been seen before locally.

A new and final edition (V9) of the schedule has been placed on the AOC Conference web site, along with entry forms and the conference program.

If you have not registered for the conference then you will find full details on the AOC website. If commitments prevent you from participating in the Conference, then it is recommended that you visit the orchid show and view the displays and marvel at the wide range of orchid plants. Quality plants and accessories will also be on sale during the show period.

It is hoped to see many CHOS members participate in the AOC Conference and support the initiatives and efforts of WDOS in conducting this important event.

We wish WDOS every success in making this conference an unforgettable event.

CHOS COMMITTEE 2024-2025**CONTACT DETAILS**

PRESIDENT: PAIGE SINCLAIR 0427 591 901 paigesinclair@me.com
VICE PRES: PETER GOUGH 0409 045 645 hacc51@gmail.com
SECRETARY: KERRIE GOSLING 0427 515 887 Kerrie506@gmail.com
TREASURER: DAVID RUDGLEY 0401 499 952 davidrudgley64@gmail.com
COMMITTEE: CHRIS HATTON 0414 942 298 pchatton7@gmail.com
 PAUL HATTON 0426 978 923 pchatton7@gmail.com
 BOB SOUTHWELL 0417 695 834 bssouthwell@bigpond.com
NEWSLETTER EDITOR: BOB SOUTHWELL (See Above)

SPONSORS**COFFS HARBOUR PRODUCE**

Coffs Harbour Produce is at 26 June Street in Coffs. They carry a good range of fertilisers, insecticides and fungicides for orchids, as well as general garden needs.
 Phone 02 6652 2599.

COFFS COAST MAZDA

For new Mazda vehicles, also second-hand vehicles and ALL your servicing needs. Ring for an appointment 02 6652 3122 or visit 211 Pacific Highway, Coffs Harbour
 You won't be disappointed .

DARK STAR ORCHIDS
 0416 195832 or (02) 65644088.


Hans and Sue run a small nursery west of Bowraville. They specialise in rare, unusual and hard to find species of many orchids particularly Bulbophyllums, Stanhopeas, Coelogynes and lots of other genera. Check out the website.
www.darkstarorchids.com.au
 email darkstarorchids@skymesh.com.au

BRUCE HALL

Bruce provides raffle prizes for Autumn and Spring Shows.

OFFICEWORKS

Officeworks carries an excellent range covering all stationery needs, computers/monitors/printers, and associated technology. They sell a wide range of smart phones and watches, plus furniture and workspace solutions. If you are looking for low prices on everyday essentials, it's all there at Home Base, Coffs Harbour. Phone 66 919100 or check out the full range at officeworks.com.au.

**ROSELLA ORCHIDS**

Spring and Autumn Show Sponsor: Located in South Grafton and can supply a wide range of orchids but specialises in Cattleya and Vanda genera. They also stock a large range of hardware and accessories for orchid growers. Nursery is closed to the general public except by appointment.

CALENDAR, 2025-26

21 Aug—Dinner at "Stef & Co"
 6.30pm

4 Sept—Tricks and Tips
 Bruce and Bob
 True or False—Carole
 Show Time—Paige

13—14 Sept—Spring Show

1-5 Oct AOC Conference
 Woolgoolga

16 Oct—Plant Auction
 Bruce Hall Auctioneer

30 Oct—Visit to Rosella
 Orchids, South Grafton

6 Nov—AGM/SOS My Orchid

6 Dec—Awards Presentation
 and Luncheon

5 Feb—NEUTROG as Guest
 Speaker

5 Mar TBA

2 Apr TBA

**CHOS BANK DETAILS**


BSB No: 533-000

ACCOUNT No: 32817199

CHOS COMMITTEE MEETING SUMMARY

The following is a summary from the CHOS August Committee Meeting conducted on 12th August 2025 at "The Workshop".

- ◆ Meeting commenced at 10.30am.
- ◆ All Committee members were present.
- ◆ All committee members agreed that the August meeting went well. Good attendance and great participation in the Deflasking Workshop. Thanks Paige and Peter.
- ◆ Display Team is making good progress with the design and construction of the display for the AOC Conference in October.
- ◆ The 2026 Calendar is almost completed.
- ◆ Spring Show organisation is going well. Most tasks have been ticked off as completed. Roster completed and has been published. There some minor changes due to changes in members circumstances.
- ◆ The Botanic Gardens hire charges have been increased from \$40 to \$50 per meeting.
- ◆ No new member applications this month. Current financial membership stands at 87.
- ◆ The Society will hold a dinner at the Osteria Restaurant (Stef and Co) at the Promenade from 6.30pm on Thursday 21st August.
- ◆ Committee discussed possible increase in membership fees for 2026. Suggested possible increases were \$15 for singles, \$20 for couples, \$5 for each extra family person and \$5 for Juniors (under 18 years). To survey members at the next General Meeting.
- ◆ Some Policies and Procedures need minor updates. Kerrie to organise updates as required.
- ◆ Society to purchase a variety of flasks to be used as future Welcome and Raffle plants. Deflasking to be done in small workshop groups.
- ◆ In order to recognise outstanding CHOS Volunteers, consideration to be given to making some annual awards to our top volunteers.
- ◆ Stock take of our current bark and charcoal stock to take place before new supplies arrive in October.
- ◆ Committee decided that a full financial audit only needs to occur every two years. Next audit will occur in 2026.
- ◆ Two new books to be purchased and added to the Society Library. They are "The Natural Genus Vanda" and "Orchid Species of the World".
- ◆ Next Committee Meeting will be held at 'The Workshop' on Tuesday 9th September 2025 at 10.30am.



"Orchid Species of the World"
3,333 species from 343 genera described and illustrated.

A new book by David Banks.
The book will be launched at the AOC Conference at Woolgoolga in October.

Popular Vote at the CHOS
August Meeting was
awarded to Helen Seiver
with her spectacular
hybrid

Rhyncholaeliocattleya
Golf Green 'Hair Pig'
Congratulations!



ORCHIDS BENCHED AT THE CHOS AUGUST MEETING



Bulbophyllum tigrinum
benched by Rhonda
Smith



A nice specimen of
Dinema polybulbon was
benched by Matt Connell



Bulbophyllum medusae
was gown and benched
by Bulbo Pete



Rhonda Smith benched this
spectacular *Coelogyne nivea*
(was *Dendrochilum niveum*)



Rhonda also grew this well
flowered *Coelogyne wenzelii*

MORE ORCHIDS BENCHED AT THE CHOS AUGUST MEETING



**Dick Cooper benched
Den. Warringah 'Manly'
HCC/AOC**



**A nice *Coel. wenzelii*
benched by Silesa King**



***Dendrobium Jay McKay*
grown and benched by
Dick Cooper**



**This nice intermediate
sized *Cymbidium NoID*
was benched by Kerrie
Gosling**



***Phalaenopsis Pinying*
was grown and
benched by Rhonda
Smith**



***Dendrobium NoID* was
owned by Helen Seiver**



***Paph. Impulse X* was
grown and benched by
Peter Gough**



**Matt Connell benched
this nice coloured
*C. Beautiful Sunset.***



***Paph. Great Pacific x
Spotter* was benched
by Peter Gough**

BITS AND PIECES

- Kiwi Potting Bark is available from Paige Sinclair at \$50 per 50L bag. **New supplies have now been received.** Potting time is about to commence. Contact Paige to secure your requirements.



- CHOS **Monthly Meeting** will be held on Thursday **4th Sept** starting at 7.00pm.
- **“Tricks and Tips” with Bruce and Bob plus “True or False” with Carole. Show Talk with Paige.**

Bring your Tolumnia Hybrid for it's next judging in this years Growing Competition.

It would be greatly appreciated if you would bring a contribution for members supper.

Judges for this meeting: SUE FLANDERS BOB SOUTHWELL

Assistance from members to clean up after the meeting would be greatly appreciated

- Dates to put on your calendar:

Italian Dinner at “Osteria Restaurant”, Coffs Promenade. Thursday 21st August
(Ring Kerrie Gosling for bookings)

Nambucca Valley Orchid Society Spring Show—4th—6th September. Benching on afternoon of
Wed 3rd Sept (2pm to 6pm).

Coffs Harbour OS Spring Show— 13th—14th September. (Set-up /Benching on 12th Sept).

AOC Conference and Show at Woolgoolga—1—5 October 2025

Visit to Rosella Orchids at South Grafton— Thursday 30th October—Car Pool.

24th World Orchid Conference. 26 to 29 March 2026 at Dresden, Germany.

- The Committee thanks those members attending the monthly meetings for their continued support of the Raffle. Your support and enthusiasm is much appreciated.
- Three new books have been ordered for the Society Library and they should arrive in the next few weeks. The titles are Latouria Dendrobiums; The Natural Genus Vanda and Orchid Species of the World. All are well worth borrowing for that informative read.
- We have added to last months Cultural Calendar so check out page 10 of this newsletter. We hope to produce a new edition every two months so the next newsletter will cover October/November. Let us know what you think about this innovation. Special thanks to the Advisors who helped put this together.
- Repotting season has arrived so we should either be busy or planning our method of attack. Most growers like to repot every two years so that means you repot half of your collection each year. However, that will vary with some orchid species. Some growers like to repot their Phalaenopsis every year following flowering where as Cymbidium growers may leave their plants until the pot is full before they divide the plant. Don't forget to check the condition of each pot label and replace or update as required. Adding a small amount of slow release fertilizer at repotting is a great idea. Plantacote Top K 8M is recommended as it gives nutrient release for eight months.



JOKE TIME:



MEME OF THE DAY

I was leaving the office the other day when I found the CEO standing in front of a shredder with a piece of paper in his hand.

Listen, he said, this is a very sensitive and important document, and my secretary has gone for the night. Can you make this thing work for me?

Sure, I said.

I turned the machine on, inserted the paper, and pressed the start button.

Excellent! He said as his paper disappeared into the machine. I just need one copy.



She said she missed me. Normally that would be good, but she's reloading.

NAMBUCCA VALLEY ORCHID SOCIETY
SPRING ORCHID SHOW
 NAMBUCCA SENIOR CENTRE 11 KENT STREET

PLANT SALES
ADVICE



FLOWER ARRANGMENTS
RAFFLE

OPEN TO THE PUBLIC.

THURSDAY	4th September	9.00am - 4.00pm
FRIDAY	5th September	9.00am - 4.00pm
SATURDAY	6th September	9.00am - 2.00pm

Entry \$2

FEATURE ARTICLE: USING MOLASSES IN ORCHID CULTURE

Molasses can be a beneficial addition to orchid care, providing nutrients and potentially deterring pests. It's a natural source of minerals like potassium, calcium, and iron, which are important for orchid health and blooming. When used, it's best to dilute molasses in water and apply it as part of your regular watering routine .

Nutrient Source:

Molasses contains essential minerals like potassium, calcium, and iron, which orchids need for healthy growth and flowering.

Pest Deterrent:

Some growers report that molasses can deter ants and other pests that may be attracted to orchids. Many observers state that the Molasses does not attract ants.

Beneficial Microbes:

Molasses can feed beneficial microbes in the soil, which can further enhance nutrient availability for the orchid. This is one of the major advantages of adding molasses to your orchid fertilizing program.

Improved Root Growth:

Some evidence suggests that molasses can stimulate root growth, potentially leading to a stronger plant.

How to Use:

Dilute:

Mix a teaspoon (5 mls) of molasses with a litre of water.

Apply:

Use the diluted molasses solution as part of your regular watering routine, applying it to the potting medium.

Frequency:

It is recommend to fertilize orchids with molasses every 2-3 weeks during their active growth period.

Avoid Overuse:

Be cautious not to over-fertilize with molasses, as it could lead to nutrient imbalances or attract pests.

Considerations:

Type of Molasses:

Blackstrap molasses is often recommended due to its higher mineral content.

While molasses can be a beneficial supplement for orchids, it is important to note that it should not be used as a replacement for a balanced store-bought fertilizer. **A balanced NPK fertilizer, which contains nitrogen (N), phosphorus (P), and potassium (K), is essential for the overall health and growth of orchids.** These nutrients play a crucial role in supporting various aspects of the plant's development, such as leaf growth, root development, and flower production.

Even if you choose to use molasses, banana peels, eggshells, garlic, or any other homemade fertilizers, it is still recommended to incorporate a balanced NPK fertilizer into your orchid care routine. These store-bought fertilizers are specifically formulated to provide the necessary nutrients in the right proportions for optimal orchid growth

In summary, molasses benefits orchids by promoting leaf growth, providing essential nutrients like potassium, aiding in root health, stimulating microbial activity, and enhancing medium fertility. Incorporating molasses into your orchid care routine can contribute to their overall well-being and help them thrive.

Credit to the respective owners




ORCHID DIPLOMACY

The Governor-General participated in 'Orchid Diplomacy' recently, a longstanding Singaporean tradition that honours visiting dignitaries with new, specially created orchid hybrids. The beautiful orchid — named *Aranda Sam Mostyn* — was presented at Singapore Botanic Gardens by Dr Tan Puay Yok, Executive Director of National Parks and Garden Cluster. Its striking purple and yellow bloom was thoughtfully created to represent the purple of Singapore's national flower and the yellow of Australia's golden wattle.



The intergeneric Genus *Aranda* is a hybrid between *Arachnis* and *Vanda* orchids.



Following the presentation, the Governor-General toured the Botanic Gardens and the Sembcorp Cool House, observing the astonishing variety of orchids and learning about the Gardens' conservation efforts over the last thirty years — efforts shared by Australia's national botanic gardens.



CULTURAL CALENDAR FOR COFFS HARBOUR AUG– SEPT

ORCHID GROUP	WATER REQUIREMENTS	FERTILIZER REQUIREMENTS	DISEASE AND PEST CONTROL	OTHER COMMENTS
AUSTRALIAN NATIVES	Reduce waterings to once every 10 to 14 days. Keep pots just moist. Increase watering to once a week as weather warms up from late August	Water with Potassium Nitrate (2mg/L) Magnesium Sulfate (3g/L). Calcium Nitrate (1g/L) once per month in August. Fertilize weekly with Campbells Yellow	Look out for chewing insects	As spikes appear, start staking to ensure good flower presentation. Face pots towards the northern sun
HARD CANES	Water once every two weeks. More often as conditions warm up. Reduce watering for Cooktown orchids.	Fertilize using a low nitrogen product. Stop fertilizing Cooktown varieties.	Check for pests, etc. Spray as required.	Maintain plants in a warm environment. Clean up the greenhouse to maintain hygiene.
ONCIDIUM ALLIANCE	Water each week. Let mix almost dry out before next watering.	Half strength fertilizer each week.	Check for pests, etc. Spray as required.	Mounted plants will need watering more frequently.
PAPHS	Water once each week.	Half strength fertilizer each week.	Few problems expected but check plants often.	
PHALAENOPSIS	Water every 7 to 10 days. Mist in between if required. Once each week as weather warms up.	Fertilize half strength when watering. Use low nitrogen fertilizer.	Few problems expected but check plants often.	Spikes now forming. Stake as required. Use spacers to position flower buds
VANDACEOUS	Water once a week. Increase to daily as weather warms up. Mist exposed root system.	Weekly with half strength using low N:P:K Fertiliser.	Check for insects/pests and the alike and treat as required.	Keep warm during cooler nights. Provide mid to high humidity and good air circulation.
CYMBIDIUMS	Water once each week.	Fertilise weekly at full strength.	Look out for scale and dendrobe beetle. Spray with fungicide.	Pot up seedlings. Repot mature plants after flowering.
BULBO'S	Water every 5 to 6 days.	Half strength fertilizer each week.	Watch for snails and slugs. Spray with fungicide.	Keep as warm as possible. Spray with Envy.
CATASETUMS	Keep dormant orchid dry. As the days get longer and warmer start looking for a nubbin (a stub) growing from last years growth. This nubbin could be either a new growth or a flower spike. If it is a new growth withhold water until the roots are at least the same length as the height of the plant. If it is a flower spike and these generally have a rounded tip, still withhold the water.	No fertilizer needed until the plant is in active growth, then fertilize every time you water, these plants are heavy feeders. Eight month slow release fertilizer is ideal.	In general, this group does not attract many pests. Watch for scale, but the beauty of this group is they loose their leaves every year and grow new ones. Use Bug Kiila every two months.	In the spring watch for the new growths, once you see these you can repot without being too careful, keep a few old roots to stabilize in the new pot. Place the new growth in the centre of the new pot. If you have roots with their new growing tips, do not damage these if possible. If you want to divide the orchid, split the pseudo bulbs at this time. Often the oldest back bulb will turn yellow and it is best to remove it when repotting.

ORCHID GROUP SPOTLIGHT: ARE PAPHIOPEDILUMS AND PHRAGMIPEDIUMS RELATED?

AI Overview Yes, both Paphiopedilum and Phragmipedium belong to the same orchid subfamily, Cypripedioideae, and are considered [slipper orchids](#). However, they are in different genera and are not closely related within that subfamily. While they share the characteristic slipper-shaped labellum, their evolutionary paths have diverged, leading to differences in their geographic distribution, preferred habitats, and some aspects of their care.

Subfamily: Both Paphiopedilum and Phragmipedium are part of the [Cypripedioideae](#) subfamily, which is known for its unique slipper-shaped labellum.

Genera: They are distinct genera, meaning they are separated at a higher level of classification than species or varieties within a genus.

Evolutionary Relationship: While they share a common ancestor, they have evolved along separate lines.

Geographic Distribution: Paphiopedilums are primarily found in Asia, while Phragmipediums are native to the Americas, including Central and South America.

Care Requirements: While both genera are adaptable, some general differences in care exist. Phragmipediums tend to prefer more moisture and slightly cooler temperatures than Paphiopedilums.

Hybridisation: Considered to be difficult if not impossible by some authorities. Some hybrids have been registered with RHS but the photographs are not clear and disputed by some experts. Plants are not offered for sale which suggests that any attempts to produce crosses between Paphs and Prags have not been successful.

Credit to the respective owners



CHOS SPRING SHOW 2025

Instructions on how to complete the "Growers Benching Form"

You will have received an e-mail in which there were two document choices,

a Read/Write PDF and a Word Document.

Open one of the documents on your device. If you are using an Apple device, use the PDF file. Save the document as your name to your files.

If you have more than 20 plants, start again and save the second document as your name and a number, for example 'Your Name 1'.

Complete the form by typing into the fields using both upper and lower case letters for the name of the plant.

To move to the next field either use the tab key or place your cursor in that field and click.

For the fields which have a 'S' or 'H', 'Y' answer, please use only capital LETTERS.

Once completed SAVE your file, and then send it to paigesinclair@me.com before Thursday 11th September at 12 PM.

Any questions or problems please call Paige Sinclair on 0427 59 1901 and leave a message if it goes to her voicemail, she will call you back as soon as possible.

SEE PAGE 12 FOR THE WORD BENCHING FORM
(The PDF Benching Form is attached separately to the newsletter)

Please read the instructions on how to complete this Document

Email to paigesinclair@me.com as early as Saturday 6th September and no later than 12pm on Thursday 11th September 2025

Your Name

Full name of the plant - please check your plants names (preferably on Orchidwiz or the RHF) for correct name and spelling. If a plant is not registered, please put the crosses that make up that plant. If not known, then please label it as No ID or Unknown.

Section
and
Class

Species
or Hybrid
(S or H)

Seedling
Y

1				
2				
3				
4				
5				
6				
7				
8				
9				
10				
11				
12				
13				
14				
15				
16				
17				
18				
19				
20				